


Guidance for making your application

<u>Before you get started</u>	<u>Sections at a glance</u>	<u>Crafting your application</u>
<p>Use this guide and organise yourself to make your application. Walk through the sections outlined below and the key points for each.</p> <p>You will need 30-45 minutes to complete the for once documents and information are ready with you. As a start:</p> <ul style="list-style-type: none"> • Familiarise yourself with our programmes and eligibility criteria. • Keep your academic transcripts and other documents ready. • Draft the points you want to cover in your personal statement. <p>If you are awaiting documents, you may go ahead and submit your application based on predicted scores or latest available results. Request a window of time to provide additional documents, especially if final results are still to be released.</p>	 <pre> graph TD A[Personal information] --> B[Academic qualifications] B --> C[Programme] C --> D[English language requirements] D --> E[Work experience] E --> F[Personal Statement] F --> G[Proof of identification] G --> H[Letter of Reference, additional information] H --> I[Declaration and documents] </pre>	<p>What do we want to know about you? Most importantly, we'd like to understand your academic journey and your motivation to join University of Southampton.</p> <p>The list of mandatory documents is detailed separately for undergraduate students and post-graduate students. You can go beyond to tell us more than what documents say in your personal statement.</p> <p>As a Russell Group university, we seek students who will step up to the challenge of a world-class degree. The pointers below help you to ensure that your application presents your profile in the best way possible.</p>

<p>1/9 Personal information</p>	<p>PERSONAL INFORMATION</p>		
<p>Academic qualifications</p>	<p>The section covers biographics like date of birth, contact information and nationality. Students who are citizens of India will indicate only one nationality.</p>		
<p>Programme</p>	<p>Nationality Information</p> <table border="1"> <tr> <td data-bbox="958 552 1424 647"> <p>Student Nationality*</p> <p>Indian</p> </td> <td data-bbox="1451 552 1917 647"> <p>Dual Nationality</p> <p>Select your option</p> </td> </tr> </table>	<p>Student Nationality*</p> <p>Indian</p>	<p>Dual Nationality</p> <p>Select your option</p>
<p>Student Nationality*</p> <p>Indian</p>	<p>Dual Nationality</p> <p>Select your option</p>		
<p>English language requirements</p>	<p>Location Information</p> <table border="1"> <tr> <td data-bbox="958 767 1424 863"> <p>Country of Birth*</p> <p>India</p> </td> <td data-bbox="1451 767 1917 863"> <p>Student domicile*</p> <p>India</p> </td> </tr> </table>	<p>Country of Birth*</p> <p>India</p>	<p>Student domicile*</p> <p>India</p>
<p>Country of Birth*</p> <p>India</p>	<p>Student domicile*</p> <p>India</p>		
<p>Work experience</p>			
<p>Personal Statement</p>			
<p>Proof of identification</p>			
<p>Letter of Reference, additional information</p>			
<p>Declaration and document check</p>			



ACADEMIC QUALIFICATIONS

Keep transcripts ready as below:

- From Grade 10 for undergraduate students.
- From Grade 12 for post-graduate students

To add more than one qualification, use the 'add institution' link.

For students who are awaiting final results, predicted grades are accepted.

▼ Qualification 1

Type Of Qualification*	Institution / School / College*
<input type="text" value="Higher Secondary Certificate (HSC) / Standard XI"/>	<input type="text" value="DPS"/>
Qualification Name*	Subject*
<input type="text" value="12th"/>	<input type="text" value="Science"/>
Completed*	Completion Date
<input style="border-bottom: 1px solid #ccc;" type="text" value="No"/>	<input style="border-bottom: 1px solid #ccc;" type="text" value="dd-mm-yyyy"/>
Grades granted	Certificate File
<input style="border-bottom: 1px solid #ccc;" type="text" value=""/>	<input type="button" value="Choose File"/> No file chosen



PROGRAMME

Get a complete understanding of the programme you are applying for, and how it fits in with your interests.

Programme Description Documents can be accessed through every programme page.

Please select your intended programme, entry stage, and preferred start date at University of Southampton Delhi

Undergraduate & Postgraduate Programme

Undergraduate

Postgraduate

Degree programmes*

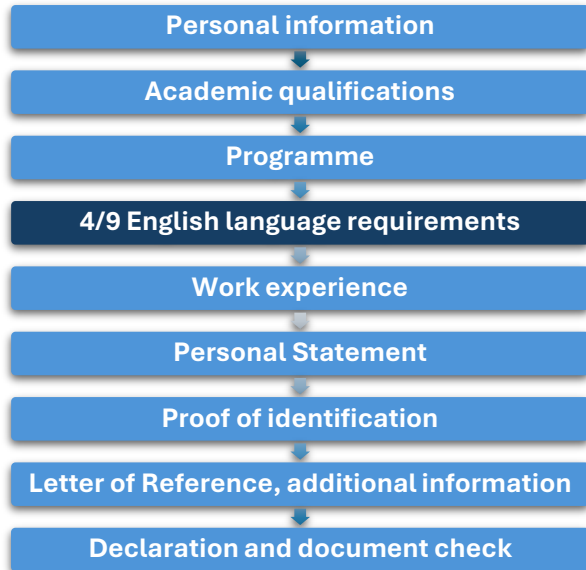
BSc Computer Science

Faculty

School of Electronics and Computer Science

Start Date

25 August 2025



ENGLISH LANGUAGE REQUIREMENTS

Students completing Indian class XII in English Language under CBSE and CISCE Boards) with 70% or above or meeting specified grades of other Boards can avail an English Language waiver. Alternatively, you will be provided a window to appear for tests including IELTS Academic, TOEFL iBT.

You can meet your English requirements in a number of different ways. Please choose the way in which you want to meet your requirements below. Please see English Language proficiency requirements for further details.

[English Language Proficiency | Student and Academic Administration | University of Southampton](#)

Are you using your Standard XII English to meet the English Language requirement?*

Yes No

Board*

CBSE

Marks % or predicted marks %*

91

Upload a copy of your Standard XII English scores

Choose File No file chosen



WORK EXPERIENCE

Primarily intended for working professionals applying for a post-graduate degree. Students who are completing Grade 12 or their first degree may add internships of at least two months duration.

Work Experience

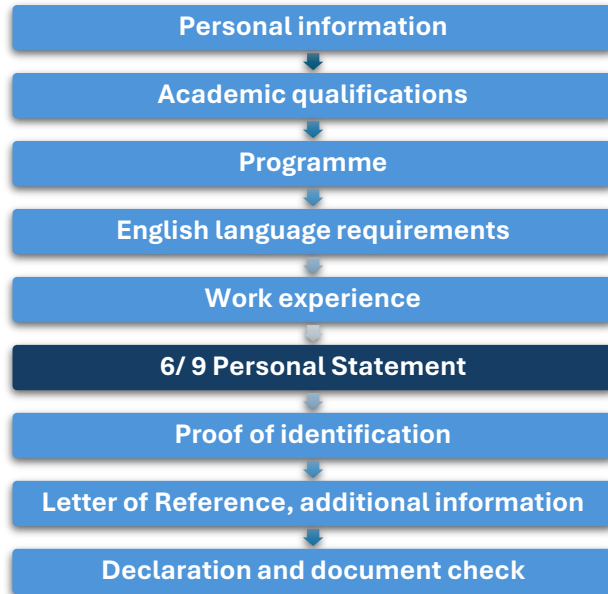
If you have no work experience, please skip this section.

Add Work Experience

▼ Work Experience 1

Employer Name	Employer Address	
<input style="width: 95%; height: 25px;" type="text"/>	<input style="width: 95%; height: 25px;" type="text"/>	
Job Title	Main Duties	
<input style="width: 95%; height: 25px;" type="text"/>	<input style="width: 95%; height: 25px;" type="text"/>	
Full / Part Time	Appointment Date	End Date
<input style="width: 95%; height: 25px;" type="text" value="▼"/>	<input style="font-size: 0.8em; font-family: monospace; color: #666;" type="text" value="dd-mm-yyyy"/> <input style="width: 15px; height: 15px; border: 1px solid #ccc;" type="text"/>	<input style="font-size: 0.8em; font-family: monospace; color: #666;" type="text" value="dd-mm-yyyy"/> <input style="width: 15px; height: 15px; border: 1px solid #ccc;" type="text"/>

Remove Work Experience



PERSONAL STATEMENT

Please ensure you cover all the points indicated. Your personal statement must be original and AI free.

Personal Statement

You must write a personal statement to support your application. This must be a minimum 250 words and Maximum 500 words that:

- Explains your interest in this area
- Describes any relevant work experience - for example, as a part of a previous degree
- Lists any academic work you have published or which is awaiting publication

DO NOT plagiarise or use any AI tool when creating your personal statement. You should be able to come up with 500 original words that can describe with some passion why you want to spend a year or more studying a subject.

If you need support in writing your personal statement, please visit: [Link](#)

You can either enter it here or upload a file below.

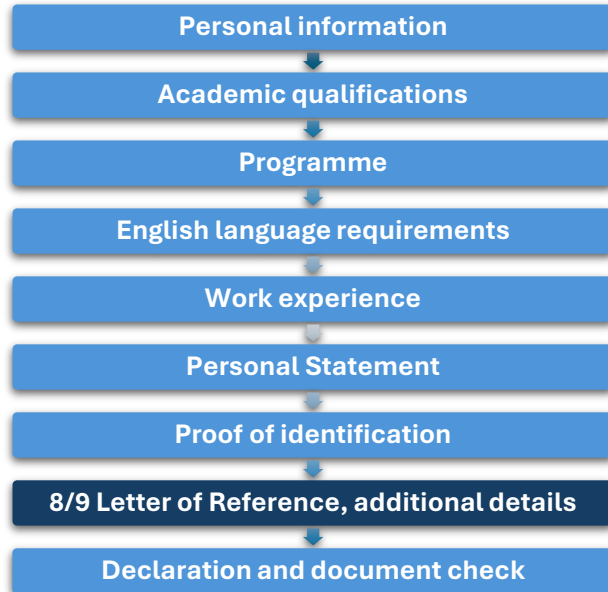
Personal Statement



PROOF OF IDENTIFICATION

Include biographic pages of the identity document, including the address pages of your passport (if applicable). You may also provide the citizenship card of your country, such as the Aadhar card used in India.

- Photo-Identity Card (Aadhaar Card)
- Passport
- Driving Licence
- Voter Identity Card



LETTER OF REFERENCE & ADDITIONAL INFORMATION

The letter of reference gives us valuable insights from your teachers and for working professionals from your employer, based on your journey with them. Please ensure it is on a letterhead. Include the contact information of the referee, with their permission.

You may also upload a note covering additional information you would like to have, if it is not covered elsewhere in the form.

In case you wish to share a letter of reference from your School/College, please upload a file below.

Choose File lor(1) (1).pdf

[lor\(1\)\(1\).pdf](#) Remove File

In case you wish to share anything else with us which has been achieved within the last 2 years which is not covered elsewhere in this application form (co-scholastic achievements, exceptional test results, awards, medical conditions) please upload a file below.

Choose File No file chosen



DECLARATION & DOCUMENTS

Do a final check to make sure your documents are complete.
Remember to accept the Declaration and ensure all documents have been uploaded.

In case you wish to share a letter of reference from your School/College, please upload a file below.

Choose File

[lor\(1\)\(1\).pdf](#) Remove File

In case you wish to share anything else with us which has been achieved within the last 2 years which is not covered elsewhere in this application form (co-scholastic achievements, exceptional test results, awards, medical conditions) please upload a file below.

Choose File

Submission Complete

We have received your application now and will be back in touch as soon as we can.

We are ready to help with questions about your application. When you send an email to admissions@delhi.southampton.ac.uk, please quote your application reference number.

Thank you!

Ref: 1077426

You will see this screen once your application reaches us.